

NOTE: THIS DRAWING SHOWS SPECIFICATIONS, AND OTHER DATA ARE FOR THE USE OF THE CONTRACTOR IN CONNECTION WITH A COMPLETELY OPERATIONAL UNIT. THE CONTRACTOR SHALL BE RESPONSIBLE FOR THE PROPER INSTALLATION AND MAINTENANCE OF THE UNIT. THE CONTRACTOR SHALL BE RESPONSIBLE FOR THE PROPER MAINTENANCE OF THE UNIT. THE CONTRACTOR SHALL BE RESPONSIBLE FOR THE PROPER MAINTENANCE OF THE UNIT.

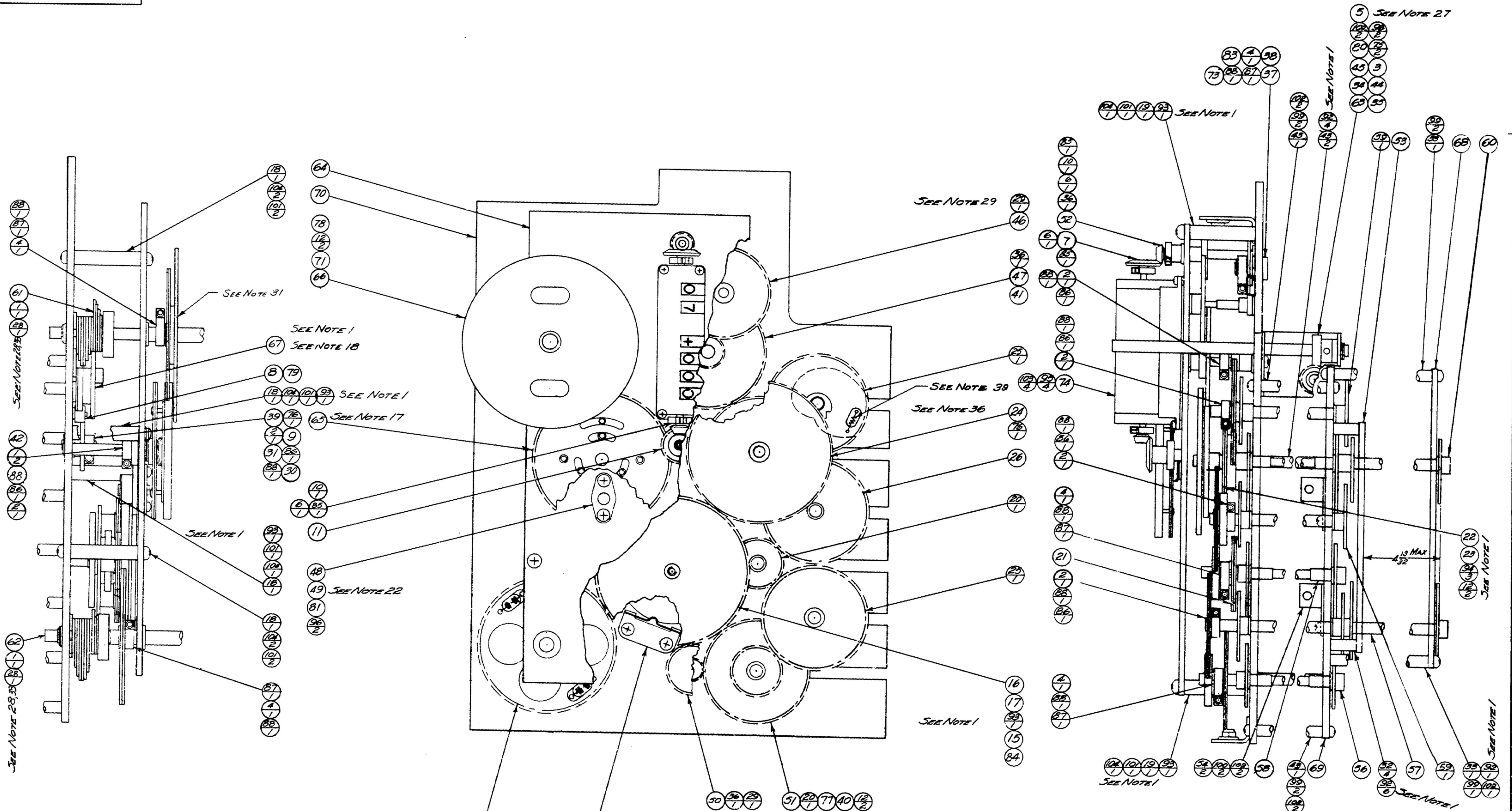
THIS DRAWING HAS BEEN FORWARDED BY THE CONTRACTOR AND MAY BE REVISED AND USED IN CONNECTION WITH ANY EQUIPMENT IMPROVEMENT OR MODIFICATION.

* FOR INFORMATION ONLY. CONTRACTOR MAY AT HIS OPTION DEVIATE FROM THESE PROCESS DETAILS.

GROUP TYPE: *D-300A/100* EXP. NO.

60-5-48-7536-005

REVISIONS			
SYM	DESCRIPTION	DATE	APPROVAL



DRAWING PART NO.	REV.	ISSUED	PART NO.	DESCRIPTION	DATE	DATE SPEC.
------------------	------	--------	----------	-------------	------	------------

DRAWN <i>RCHILL</i>		CHECKED <i>Rch</i>	APPROVED	DRAWING BASIS: <i>SM-D-248975</i>		DEPARTMENT OF THE ARMY SIGNAL CORPS ENGINEERING LABORATORIES FORT MONMOUTH NEW JERSEY <i>SM-D-248975</i> SHEET 2
558-0453-004		SM-D-248975	SCDL-248775	1421A-PH-51-93		
APPLICATION		DATE: <i>3 JAN 56</i>	SCALE: <i>1/1</i>	REVIEWED <i>PME</i>		
				APPROVED <i>HLY</i>		

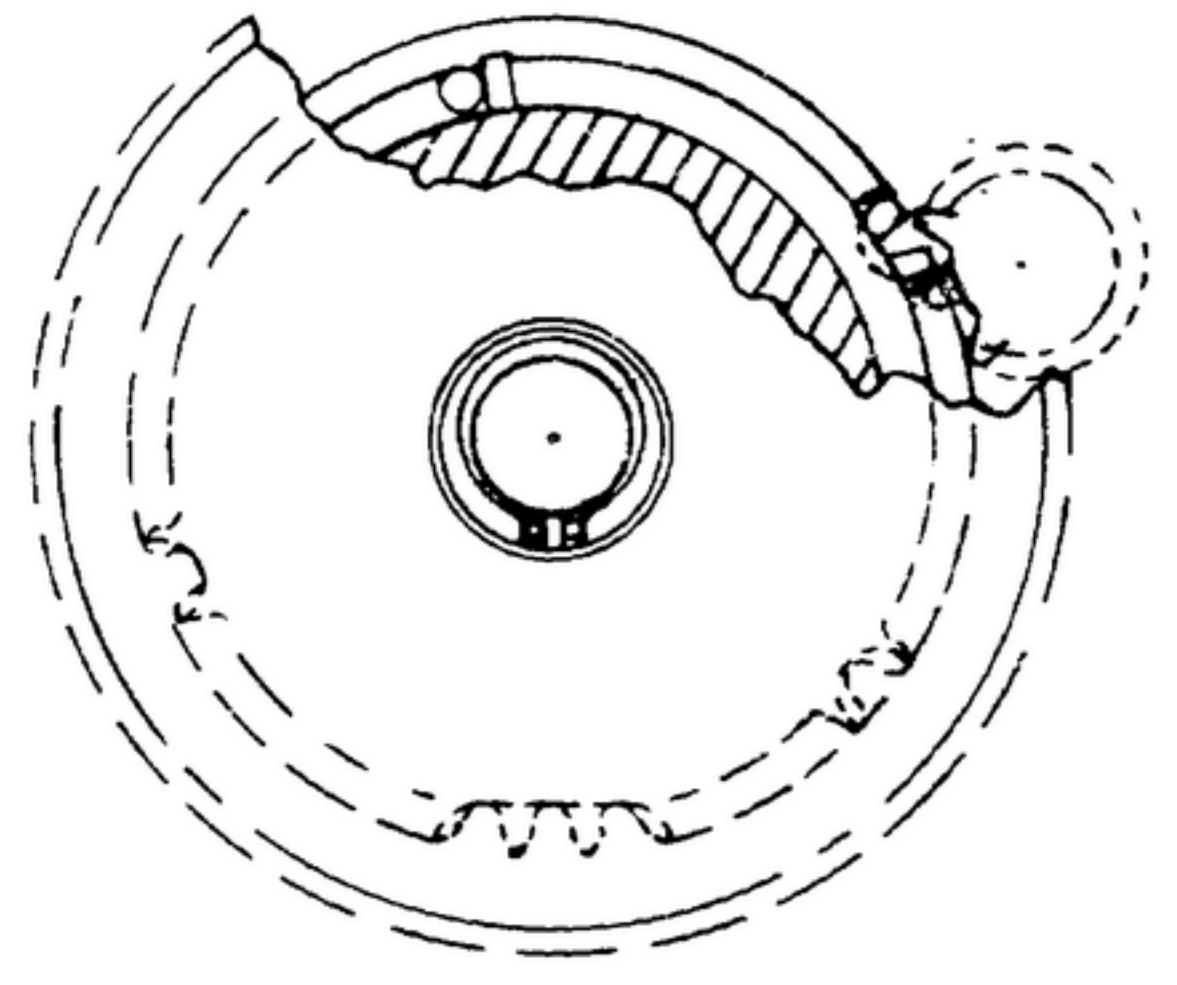
WHEN REFERRING TO THIS DRAWING STATE DRAWING NO., APPLICABLE ISSUE SYMBOL, IF ANY, AND DATE

NOTE: WHEN SPECIFIED DIMENSIONS, SPECIFICATIONS, OR OTHER DATA ARE USED AND ANY DIMENSION OR SPECIFICATION IS IN CONFLICT WITH A DIFFERENTLY RELATED DIMENSION, SPECIFICATION, OR OTHER DATA, THE MOST SPECIFIC DIMENSION, SPECIFICATION, OR OTHER DATA SHALL PREVAIL. THE CONTRACTOR SHALL BE RESPONSIBLE FOR THE CORRECT INTERPRETATION OF ALL DIMENSIONS, SPECIFICATIONS, AND OTHER DATA. THE CONTRACTOR SHALL BE RESPONSIBLE FOR THE CORRECT INTERPRETATION OF ALL DIMENSIONS, SPECIFICATIONS, AND OTHER DATA. THE CONTRACTOR SHALL BE RESPONSIBLE FOR THE CORRECT INTERPRETATION OF ALL DIMENSIONS, SPECIFICATIONS, AND OTHER DATA.

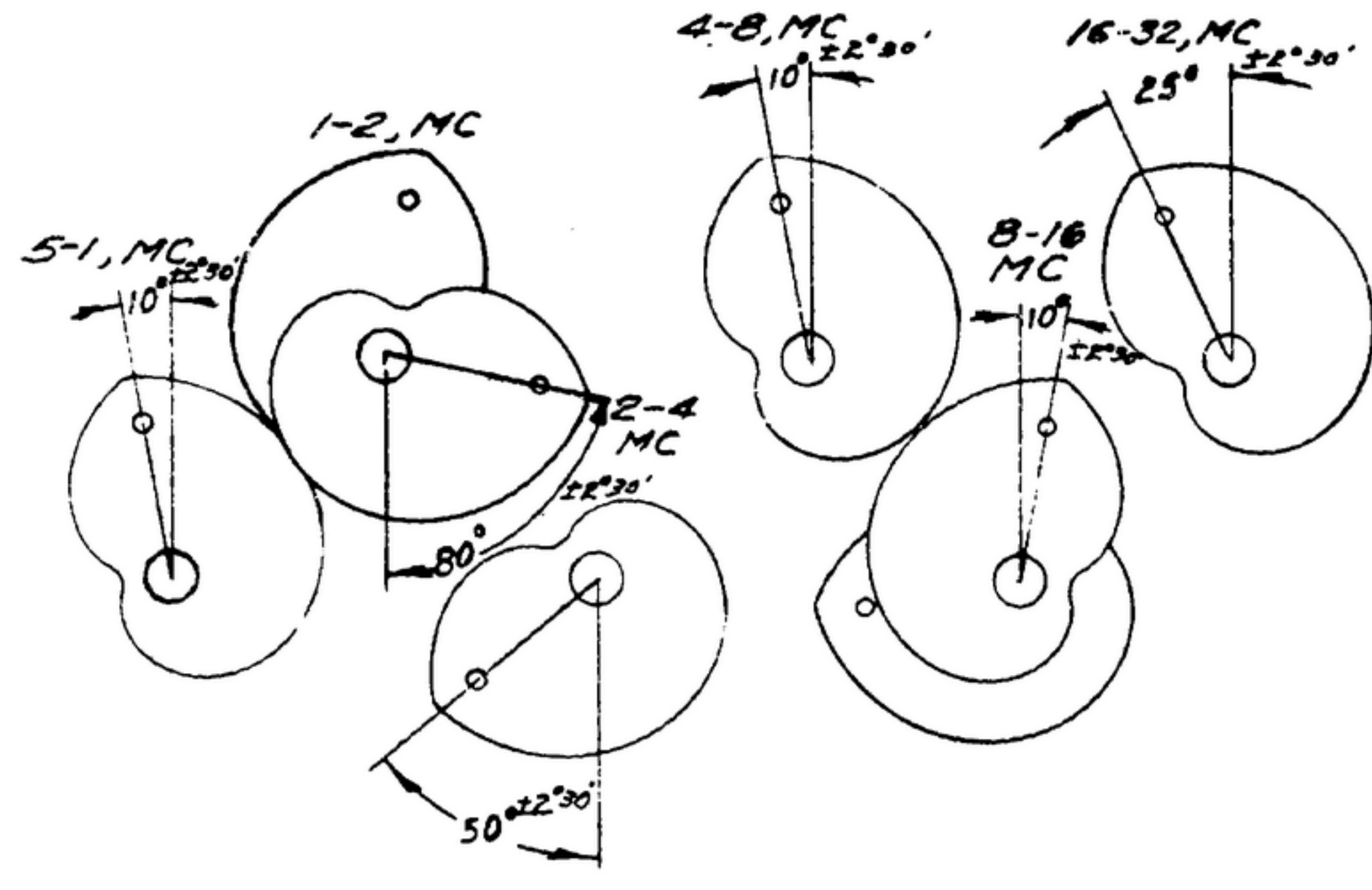
THIS DOCUMENT HAS BEEN PUBLISHED BY THE GOVERNMENT AND MAY BE REPRODUCED AND USED IN UNLIMITED QUANTITIES WITHOUT PERMISSION BY THE GOVERNMENT.

*FOR INFORMATION ONLY. CONTRACTOR MAY AT HIS OPTION DEVIATE FROM THESE PROCESS DETAILS.

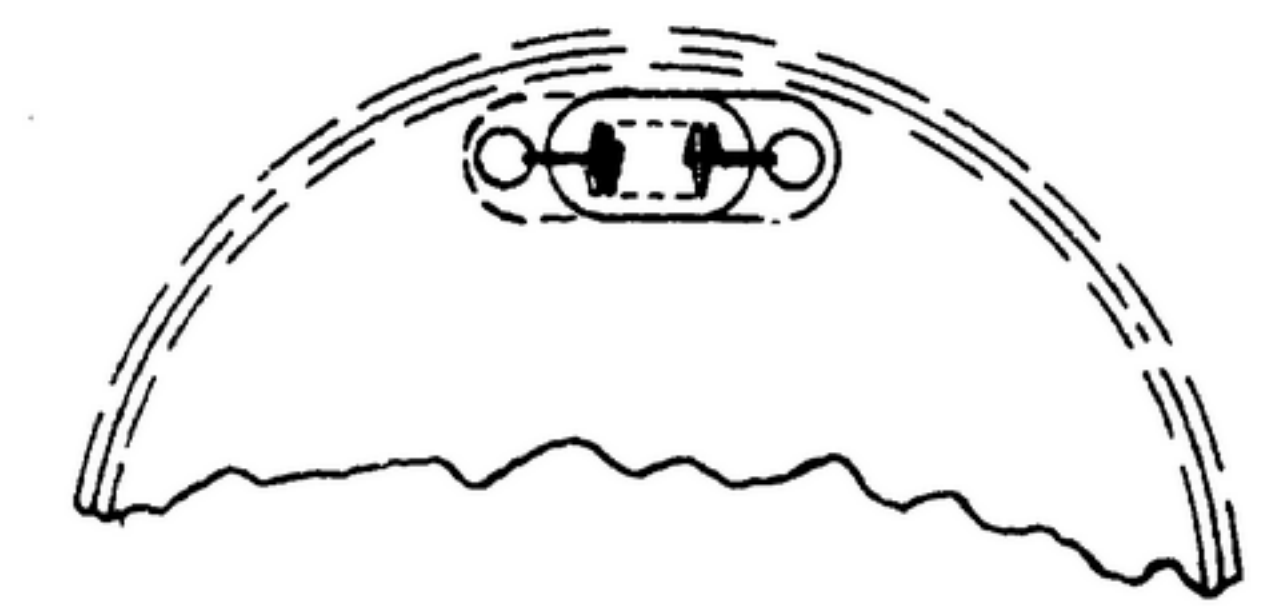
REVISIONS			
BY	DESCRIPTION	DATE	APPROVAL



INTERMITTENT SWITCH DRIVE
VIEWED FROM FRONT IN 7. +000 MC
POSITION SCALE 2/1



CAM POSITIONS VIEWED FROM REAR WITH 2 REAR
PLATES REMOVED IN 7. +000 MC POSITION. SEE NOTE 12.



DETAIL A
SEE NOTE 13
GEARS SHOWN IN LOADED
POSITION SCALE 2/1

ROLL NO.	REV.	DATE	BY	DESCRIPTION	APP.	DATE

DRAWING INFORMATION				LIST OF MATERIAL		DEPARTMENT OF THE ARMY	
DRAWN <i>R C HILL</i>	CHECKED <i>R C HILL</i>	APPROVED				SIGNAL CORPS ENGINEERING LABORATORIES	
UNLESS OTHERWISE SPECIFIED: DECIMAL DIMENSIONS INCLUDING HOLE SIZES MAY VARY ±.008 FRACTIONAL DIMENSIONS INCLUDING HOLE SIZES MAY VARY ±1/64 MACHINED ANGLES MAY VARY ±.1° BROKEN ANGLES MAY VARY ±.06° ECCENTRICITY BETWEEN ANY DIAMETERS ON THE SAME CENTERLINE SHALL NOT EXCEED .005 TOTAL INCLUDING CLEARANCE ALL DIMENSIONS ARE FINISH DIMENSIONS INCLUDING APPLIED FINISH AND ARE GIVEN IN INCHES.				14214-PH-51-93		PORT MONMOUTH NEW JERSEY	
558-0455-004-1 SM-D-248975-4 SQW-30076				TRAIN ASSY. GEAR		SM-D-248975 SHEET 3	
APPLICATION				DATE <i>JAN 56</i> SCALE <i>1/1</i>			